

QUEENSLAND

The 1966-1993 Queen Elizabeth II Impressed Duty Stamps

Dave Elsmore RSRM APR



CONTENTS

Preface	2
Queen Elizabeth II	4
Govt. Printing Office	5
Government Printers	6
Darkroom Camera	7
Printing Press	8
Watermark	9
Setters	11
Proofs of the 10 plates	12
Plate Numbers	17
Perforation	22
Mint Sheets	24
Printing Records	29
Recorded Used Values	30
Usage	31
Specimen Set	38
Over Embossing Die	45
Electro-Mechanical Machines	46
Dated Handstamps	49
Undated Handstamps	51
Acknowledgements	54
Other Works	55
Stamp Act	56
Snippets	57
Queenslands First Badge	63



PREFACE

The serious philatelic study of the sixth series of Queensland 1966-1993 Queen Elizabeth II Impressed Stamp Duty series One Cent to One Thousand Dollars, has for nearly 60 years been severely neglected, by just about every Queensland philatelic student.

This study is the fourteenth in a series of studies by this author of Queensland Duty Stamp Adhesives.

Previous Studies in this Series:

'Queensland 1866 Queen Victoria Colourless Impressed Duty Stamps'.

'Queensland 1866-1871 Queen Victoria Adhesive Duty Stamps'.

'Queensland 1871-79 Queen Victoria Adhesive Duty Stamps'.

'Queensland 1878 & 1900 Queen Victoria 1d Adhesive Duty Stamps'.

'Queensland 1892 Queen Victoria Adhesive Duty Stamps'.

'Queensland 1895 Queen Victoria Impressed Duty Stamps'.

'Queensland 1901 King Edward VII Adhesive Duty Stamp'.

'Queensland 1901 King Edward VII Impressed Duty Stamps'.

'Queensland 1916 King George V Adhesive Duty Stamps'.

'Queensland 1916 King George V Impressed Duty Stamps'.

'Queensland 1938 King George VI Adhesive Duty Stamps'.

'Queensland 1939 King George VI Impressed Duty Stamps'.

'Queensland-1966 Queen Elizabeth-II Adhesive Duty Stamps'.

The author was first attracted to this QEII series of duty stamps as little interest had been shown by early students as they are extremely hard to source, very plain looking and uninteresting. Hopefully with this publication these challenging and very interesting impressed adhesive duty stamps can finally have some light shone on them, as they so richly deserve and they can finally take their rightful place in Queensland's philatelic history.

Preface Cont.

The series was purpose printed and issued to the three Treasury's for use only as a backup in case the Electro-Mechanical Machines went down due to a power failure. Designed and drawn by: Alfred Burrowes [Lithographic Artist and Designer] who was connected with the art department of the Government Printing Office Brisbane. These impressed adhesive duties were prepared on optical lithographic wafers coated with a synthetic chemistry of nanomaterials by the Government optical lithographer, printed on Wiggins Teape paper, hereinafter described as "Watermarked Crown over Q, sideways type lld".

All proof values from 1c to \$1000 are recorded in collectors hands. Detailed within this booklet are the only recorded mint sheets having never been seen by the philatelic world until now. This sixth series of Impressed Duty stamps was issued 07 February 1966.

The author has come to the conclusion that it is ironic this last series was available for some 27 years for stamping in three Treasury's yet has the least survival rate. Upon asking collectors of Queensland revenues to open their collections for study I was very surprised to be shown less than 10 singles. Hence **this study has drawn heavily on the authors collection**. Hopefully this work will bring more to light. All previous works struggled to get this series correct, some parroting incorrect information.

So after nearly 60 years, it is time for the author to unlock the secrets that can be found in this fascinating and challenging series of Queensland QEII impressed duty stamps.

This work is the 14th booklet by this author on both the Queensland Adhesive and Impressed Duty Stamps from 1866-1993, this has been 50 years in the making I do hope you will enjoy and add to your collections the information sourced within.

Dave Elsmore



Queen Elizabeth II



Elizabeth II (Elizabeth Alexandra Mary; 21 April 1926–8 September 2022) was Queen of the United Kingdom and other Commonwealth realms from 6 February 1952 until her death in 2022. She was queen regnant of 32 sovereign states during her lifetime and remained the monarch of 15 realms by the time of her death.

Queensland Government Printing Office

Note the two Devils atop of the entry




The Queensland Government Printing Office is located between Elizabeth and George Street, south-east of Stephens Lane, between 1862 and 1983, and consisted of a number of buildings. As the first purpose-built government printing office in Queensland, the Government Printing Office played an important role in administration of the colony and then the state of Queensland

Two Government Printers were involved in this Sixth Series of Impressed duty Stamps



The Two Government Printers

Darkroom Camera - Queensland Government Printing Office



In the Process Branch, a Klimsch Super Autohorika 32in x 32in darkroom camera equipped with a Reprocolour unit for handling colour transparency negatives from 55mm and a special circular 40in 150-line halftone screen. The machine setting is handled by thirteen Lino-types, five Mono-types and four Monotype casting machines. Hence no varieties


Printing press - Queensland Government Printing Office




Image courtesy of Peter Fischmann

Watermark for this Sixth Series


Wiggins Teape SPECIMEN Watermarked Paper - Type IId




All values 1c - \$20 were printed on this watermarked paper




Normal



Inverted



Reversed - nil recorded



Inverted Reversed -
nil recorded

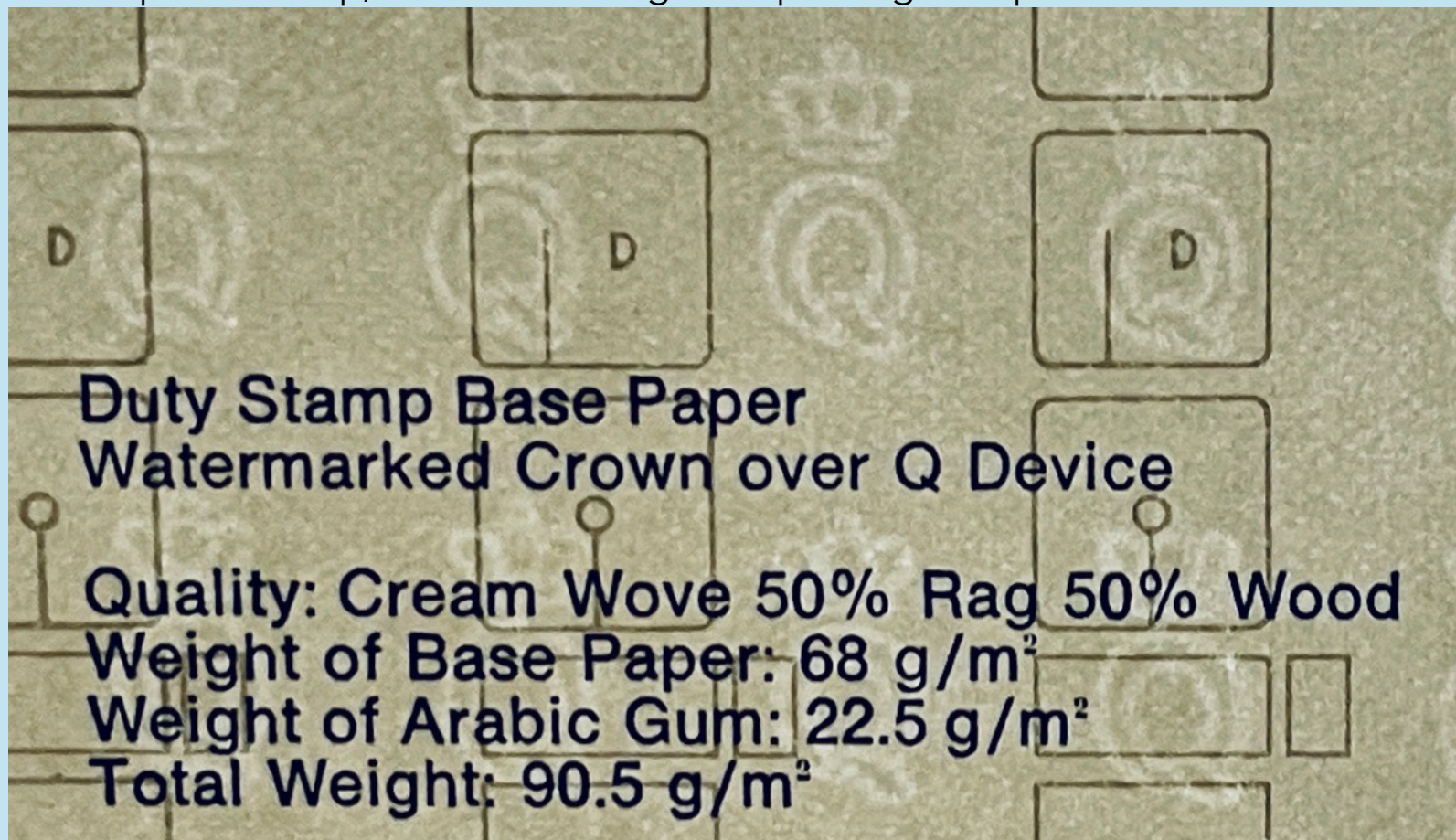
The above four illustrations are looking from the front of a stamp and each one would be seen in pairs on a stamp

This was 120 set purpose pre gummed paper for photozincographic printing

Watermark for this Sixth Series
Wiggins Teape SPECIMEN Watermarked Paper - Type IId

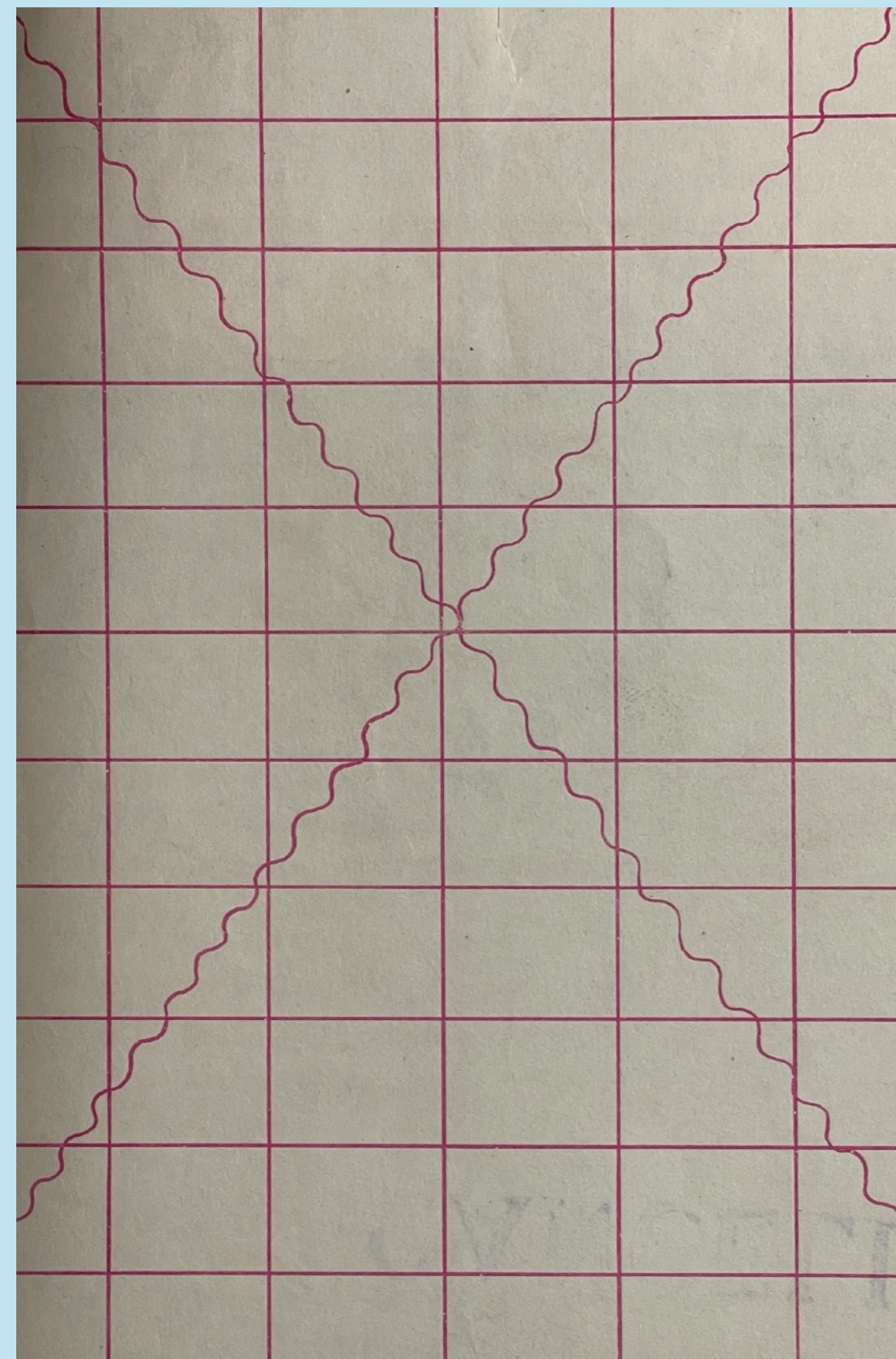
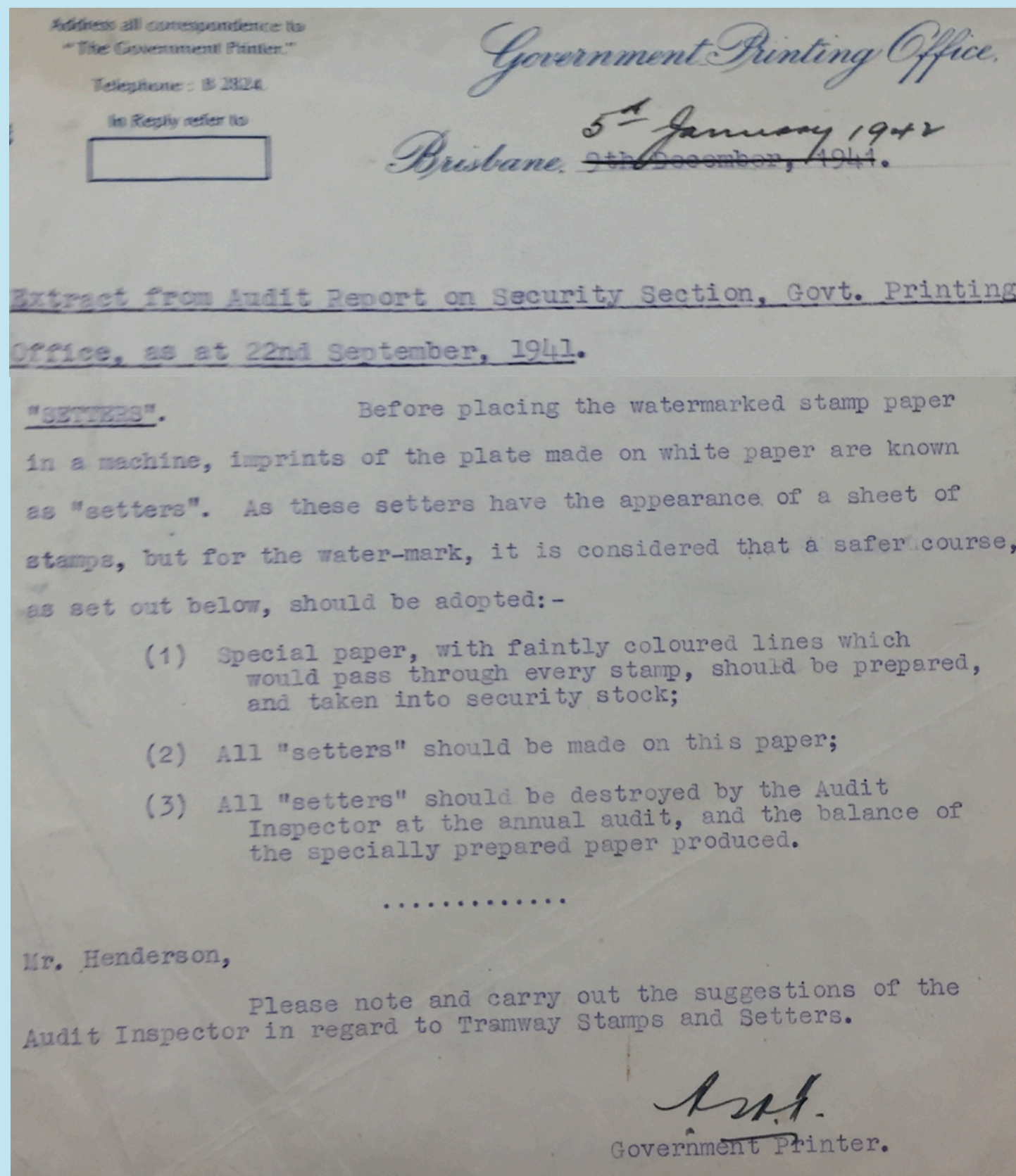


Paper make up, turned to the right for printing. Sample sheets are 8" x 8"



Example of watermark layout 10

Sixth Series
Security Setters - Defaced



Unwatermarked setters sheets were defaced from 5 January 1942 by red or black lines as a safeguard.
From this date this also included all proof sheets held by the Government Printer in sample books

Sixth Series
Plate 1 Proof



Plate 1

Sixth Series
Plates 2&3 Proofs




Plate 2




Plate 3

Sixth Series

Plates 4-7 Proofs



Plate 4



Plate 5

These part proof sheets are the largest to have survived from the original 10x6 sheet layout

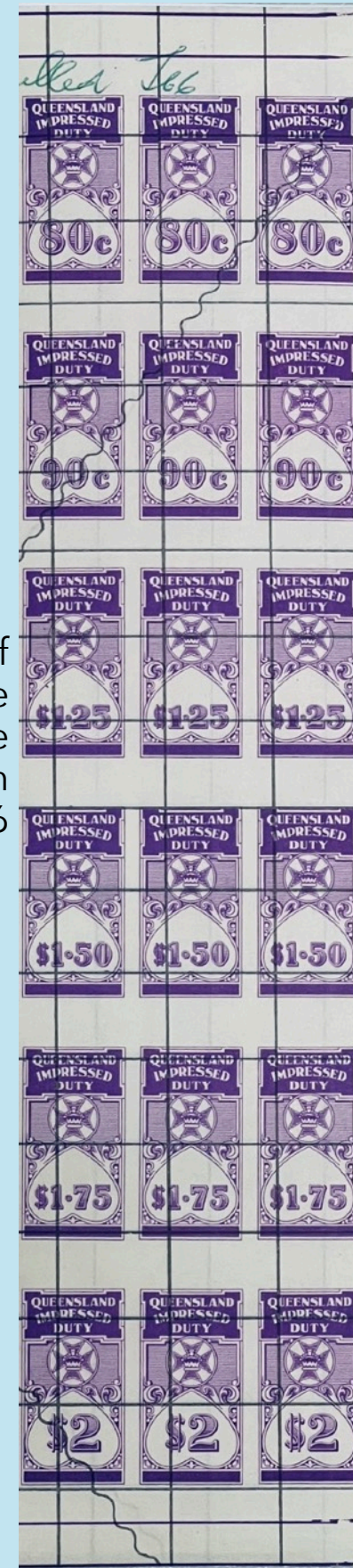


Plate 6

2 rows of
\$2 x 10



Plate 7

2 rows of
\$2 x 10

Sixth Series Plates 8-10 Proofs



Plate 8



Plate 9



Plate 10

Sixth Series
\$600 & \$1000 Proofs



Note: The author can verify all proof values are in private hands. This leak may have come about due to being liberated from the Government Printers between c1980-1987 whereby in 1988 large quantities of proofs were retrieved by court order from a private address, any 'sales' prior to this retrieval date were left in the public's hands

Sixth Series
Mint Plate Numbers



Sixth Series
Mint Plate Numbers



Sixth Series
Mint Plate Numbers



Sixth Series
Mint Plate Numbers




Sixth Series Mint Plate Numbers

Note: The
plate
number '9'
has not been
sufficiently
masked prior
to printing



Sixth Series

Unique to Queensland - horizontal gutter margins between values. Plates 4-10 only



Government printers 11x8 line perforation 14 mock up work sheet in preparation for the parallel horizontal perforation gutter.
Only used on plates 4-10. Final sheet size 10x6

Sixth Series

Unique to Queensland - horizontal gutter margins between values. Plates 4-10 only



Printed on pre gummed watermarked type Ild paper

Sixth Series

Mint Sheet Layout




Plate 1



Plate 2

Sixth Series

Mint Sheet Layout



Plate 3



Plate 4

All issued adhesives are the same size 19x36½ mm

No used vertical gutter pairs have been recorded

Sixth Series

Mint Sheet Layout



Plate 5



Plate 6

Sixth Series

Mint Sheet Layout



Plate 7



Plate 8

Sixth Series Mint Sheet Layout



Plate 9



Plate 10

The reason the printer produced this unique multi value sheet separation apart from saving paper on a small print run was the fact he entered this series in the 1966 annual 'Australian State Government Printers Competition' winning first prize!

Printing Records

Plate 1

.25c - 89,580

Plate 2

50c - 47,940

Plate 3

\$1 - 42,000

These Impressed Duty Stamps were only issued for use as a backup in case the Electro-Mechanical Machines went down due to a power failure, equally divided between the three Treasury's

Plate 4

Plate 5

Plate 6

Plate 7

1c - 4970

5c - 7970

80c - 12,720

\$2 - 11,820

2c - 4970

10c - 7970

90c - 12,720

\$2.50 - 11,820

3c - 4970

20c - 7970

\$1.25 - 12,720

\$4 - 11,820

8c - 4970

40c - 7970

\$1.50 - 12,720

\$5 - 11,820

30c - 4970

60c - 7970

\$1.75 - 12,720

\$6 - 11,820

70c - 4970

75c - 7970

\$2 - 12,720

\$8 - 11,820

Above is the total stamps sent to Treasury to 7-7-1967. Note \$2 printed in both plates 6 & 7 total 24,540.

Plate 8

Plate 9

Plate 10



\$10 - 7980

\$40 - 5960

\$160 - 2980

\$12 - 7980

\$60 - 5960

\$180 - 2980

\$14 - 7980

\$80 - 5960

\$200 - 2980

\$16 - 7980

\$100 - 5960

\$400 - 2980

\$18 - 7980

\$120 - 5960

\$600 - 2980

\$20 - 7980

\$140 - 5960

\$1000 - 2980



With very little use over the years it makes used stamps very desirable if you can find any that is! The balance being destroyed in 1993, save, for one sheet of each and a few singles. Some mint stamps have escaped into the public's hands and worth a tenth of genuine used stamps

Sixth Series

44 Recorded Values - All Printings Perforated 14



Can you fill in the 6 missing? If so the author would like to hear from you



Used copies are particularly desirable. Viz: Collectors can pay upwards of *\$200 per used stamp [*2022]



The missing 6 used values could be out there. Not all collectors are willing to share their holdings!

ALL three treasury offices Brisbane Townsville & Rockhampton kept a supply incase of power failure

Sixth Series

Usage

DUTY PAID ON CONTRACT \$ 137-50
VIDE REON. No 32512F 9/12/66

DUTY PAID ON CONTRACT \$ 275-00
VIDE REON. No 32512F 9-11-66

STAMP DUTIES OFFICE
DUPLICATE
ORIGINAL STAMPED
25-C
TOWNSVILLE

THIS AGREEMENT made this *eight* day of *April*, 1967

BETWEEN PHILIP HENRY CHICONI of Sonoma Street Collinsville in
the State of Queensland, Picture Theatre Proprietor
(hereinafter called "the first partner") of the one part AND
ELMA MAY CHICONI (his wife) of the same address Picture
Theatre Proprietor (hereinafter called "the second partner")
of the other part WHEREAS by a Contract of Sale dated the
lastmentioned Vendors in respect of the said Picture Theatre
business and the operating plant ~~equipment furniture and~~
chattels used by them, and all licenses and picture reel
contracts held by them in connection therewith AND WHEREAS
since the Seventeenth day of November 1966 the parties hereto
have been carrying on in co-partnership at the said leasehold
premises which are situated in Stanley Street the said business
of Picture Theatre Proprietors under the business name of

STAMP DUTIES OFFICE
009736-18 APR 1967
TOWNSVILLE

Very few complete instruments have survived to date

Sixth Series

Usage

STAMPED UNDER DECLARATION
DUTY PAID ON CONTRACT 2283-75
VIDE REQN. No. 565746-367
24-4-67

THIS AGREEMENT made this 22nd day of April 1967

ROBERT NOEL CHICONI of McDougall Street Bowen in the
Queensland Frock Salon Proprietor (hereinafter called "the
first partner") of the one part and PAMELA HOPE CHICONI
(his wife) of the same address, Frock Salon Proprietor
(hereinafter called "the second partner") of the other part

WHEREAS by a Contract of Sale dated the Fourth day of January
1967 the parties hereto have purchased in equal shares as
tenants in common from Floss Archer (wife of Arthur Birdwood
Archer) of Williams Street Bowen aforesaid as Vendor for the
total sum of Twenty-two thousand six hundred and twenty-eight
Dollars Forty-three Cents (\$22,628.43) all the right title
and interest of the said Vendor in and to a certain Frock
Salon business carried on by the Vendor under the business
name of "Twin Salon" at leasehold premises situated at 38
Powell Street Bowen aforesaid (which are leased to them by
one George Stefanos) together with the goodwill of the said
business and the stock-in-trade, fixtures, fittings, plant
and chattels used by the vendor in connection therewith AND
WHEREAS since the ninth day of January 1967 the parties hereto
have been carrying on in co-partnership at the said leasehold
premises situated at 38 Powell Street Bowen the said business
of Frock Salon Proprietors under the business name of "Twin
Salon" in equal shares as to both capital and net profits
but no formal Partnership Agreement has been entered into
between them NOW THIS AGREEMENT WITNESSETH that in consideration
of the premises and of the covenants and agreements hereinafter
contained and of the mutual confidence of the parties hereto
in each other each of the parties hereto so far as the
covenants agreements conditions and provisions hereinafter
contained are or ought to be performed or observed by him or
her or his or her executors administrators or assigns DOTH
HEREBY for himself or herself ~~his or her executors adminis-~~
trators and assigns COVENANT AND AGREE with the other of them
and her or his executors administrators and assigns in manner

STAMP DUTIES OFFICE
0102 24 APR 1967
TOWNSVILLE

QUEENSLAND
IMDRESSED
DUTY

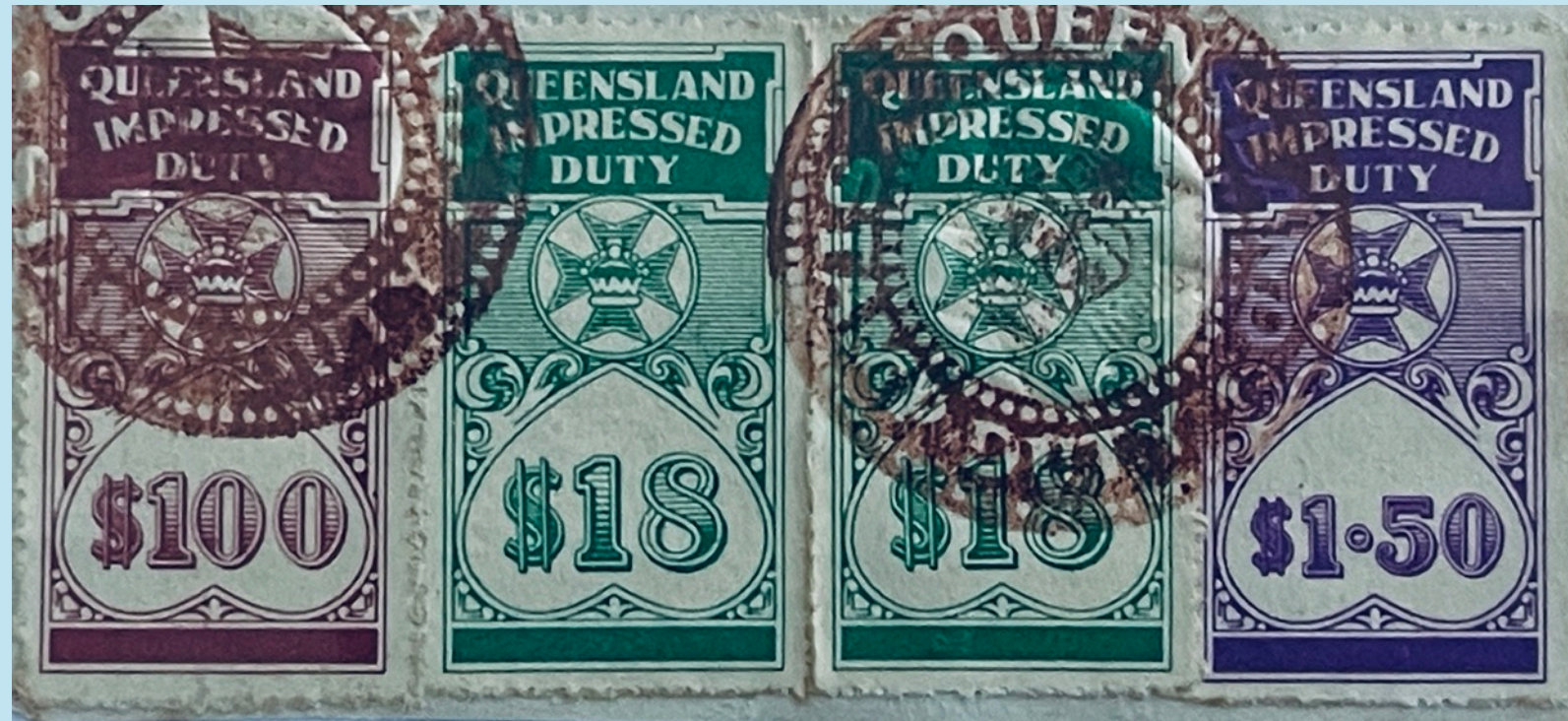
The 25c & \$1 appear to be the most available, so used for duplicate instruments

Sixth Series

Rockhampton Usage



Sixth Series
Multiple Usages



Townsville Usage



Unique pairs of \$16 & \$18 so used as there were no \$32 or \$36 values

Sixth Series
Multiple Usages



Townsville Usage



Very few multiple usages are recorded to date

**Sixth Series
Multiple Usages**



Townsville Usage

Copies with just the embossed cancel appear very scarce

Sixth Series
Multiple Usages



Pages 34-37 are the only multiple usages recorded by the author to date

Sixth Series Brisbane Specimen Overprints

This unique Specimen set is in private hands, it has the Brisbane embossed cancel also handstamped 'SPECIMEN' from a presentation booklet

Blue SPECIMEN 25x4mm



IMPRESSED DENOTING STAMPS

A single specimen only set was stolen from archives between 1981-87. Whereabouts unknown. The author does have a photocopy

Sixth Series Brisbane Specimen Overprints

Blue SPECIMEN 25x4mm



Sixth Series Brisbane Specimen Overprints

Blue SPECIMEN 25x4mm



IMPRESSED DENOTING STAMPS

Sixth Series Brisbane Specimen Overprints

Blue SPECIMEN 25x4mm



IMPRESSED DENOTING STAMPS

Sixth Series Brisbane Specimen Overprints

Blue SPECIMEN 25x4mm



IMPRESSED DENOTING STAMPS

Sixth Series High Value Brisbane Specimens



Damaged Die I embossed canceller - Q to stop

Sixth Series High Value Brisbane Specimens



Damaged Die I embossed canceller - Q to stop

Die I Over Embossing Die incorporating the Queensland Badge



This undamaged 32mm diameter from dot to dot with Crown inside Maltese Cross design replaced all existing cancellers in late 1938
Engraved and Supplied by William Wyon - London

Die I over embossing canceller's were used at the Brisbane, Rockhampton & Townsville Treasury's. Three colours were chosen.
Red at the Brisbane Treasury, Blue at the Rockhampton Treasury and Brown at the Townsville Treasury

Electro-Mechanical Machines

At the Brisbane Treasury on the October 29th 1962 the first electro-mechanical machines were installed in Queensland to 'stamp' instruments (N.C.R. 2000 cash registers [modified]) - greatly reducing the need for adhesive duty stamps. Rockhampton and Townsville followed shortly thereafter. These three Treasury Offices kept a supply of Impressed Duty Stamps incase of a power failure.

C.F. 25 - 5/65

ALL RISKS

Policy No. 11Z4488

NORWICH UNION

AUG-9-66 11 9582 • • • HS/D--- 870***0.05

INCORPORATED IN QUEENSLAND STAMP DUTIES IN ENGLAND Commissioner.



FIRE INSURANCE SOCIETY LIMITED

Sum Insured: \$200

Premium: \$3.00


Stamp Duty .05

Amount Payable \$3.05

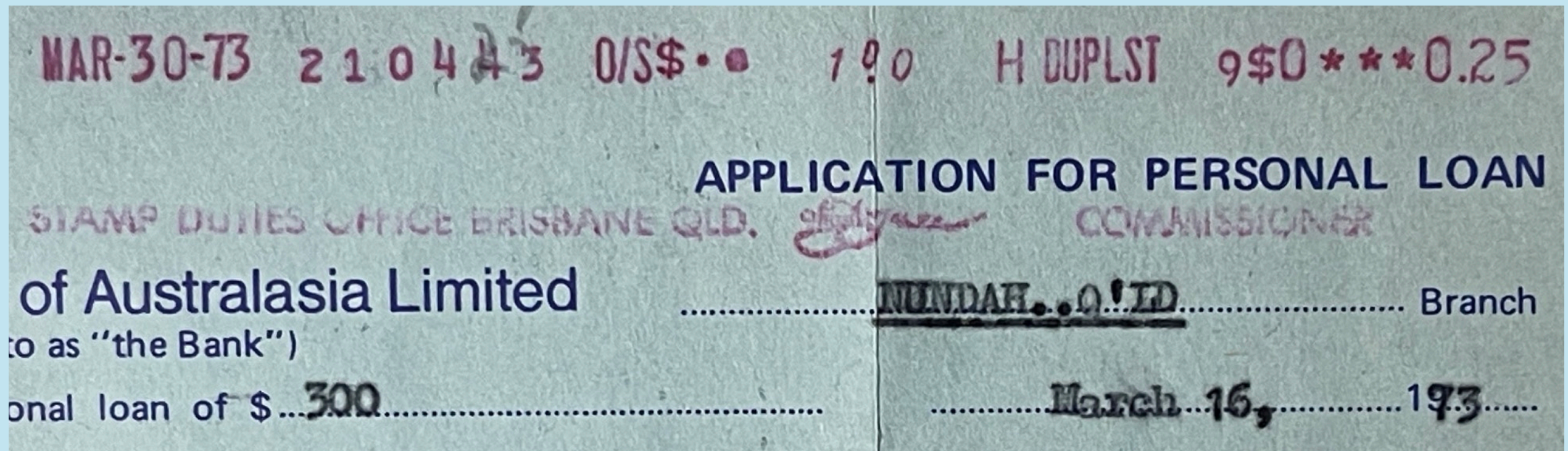
Brisbane Treasury Register Imprint. \$200 all risks insurance, paying an annual premium of \$3.00 and .05c stamp duty totalling \$3.05

Electro-Mechanical Machines

Brisbane Treasury Register Imprints



SEP-14-67



MAR-30-73

Electro-Mechanical Machines

Brisbane Treasury Register Imprints

#18/07/82 R/N1401243 J BRIS
STAMP DUTIES OFFICER
2402770 40 \$0.14

14c paid in consideration of 1 share transfer at \$1

fee simple as joint
*25/11/82 R/N1620536 \$65.80K BRIS
STAMP DUTIES OFFICER
*3151079 18 \$0.50
terests as are

*25/11/82

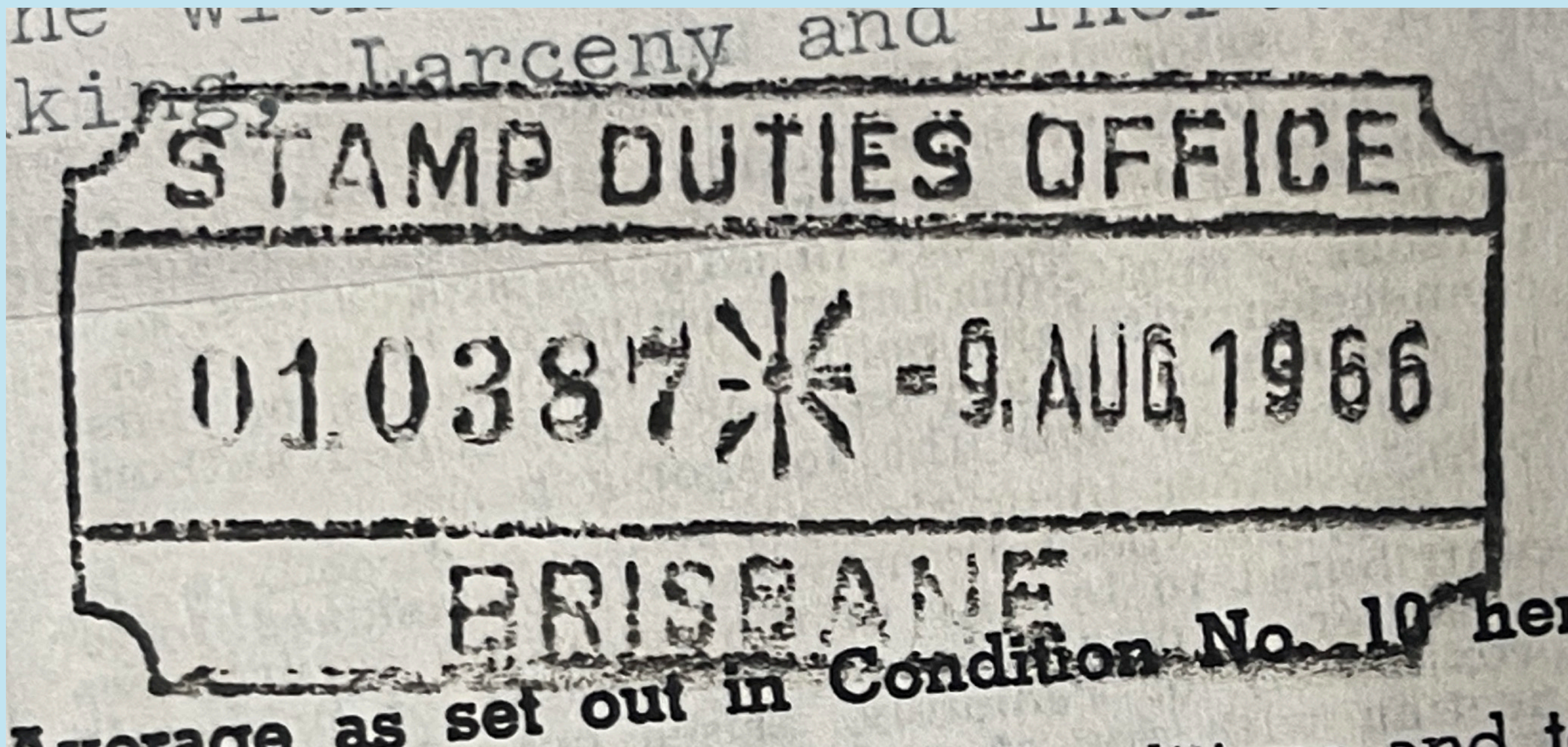
*03/08/84 R/N1100184 \$0.00J BRIS
STAMP DUTIES OFFICER
2417085 18 \$0.00

*03/08/84

Exempt

**Sixth Series
Handstamps**

Brisbane Treasury




File Receipt Cancel 9. AUG.1966

Similar canceling devices were supplied to the Treasury at Rockhampton

Sixth Series

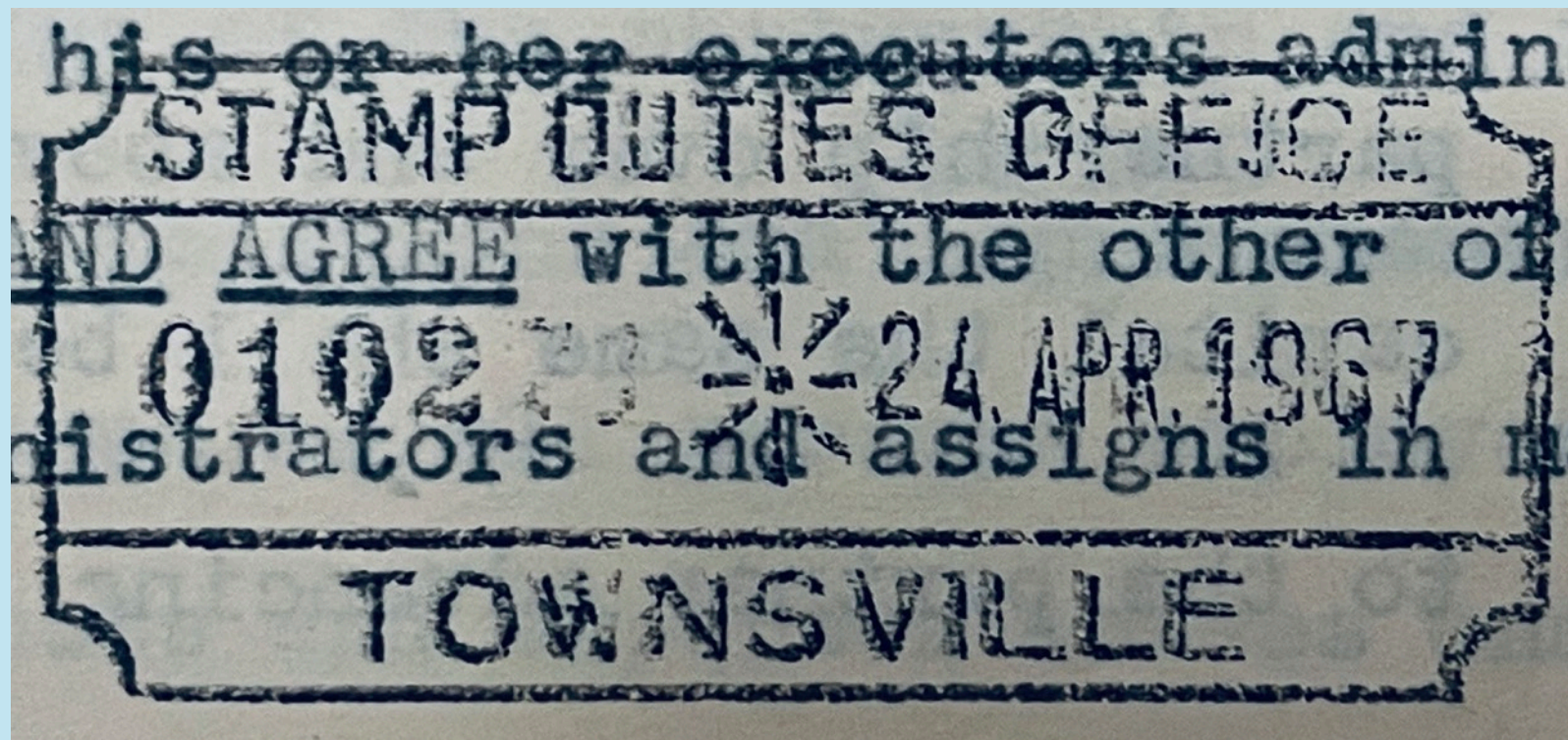
Handstamps

Townsville Treasury



File Receipt Cancel 18. APR.1967

File Receipt Cancel 24. APR.1967




Similar canceling devices were supplied to the Treasury at Rockhampton

Sixth Series

Handstamps

Townsville & Rockhampton Exempt & Duplicate



Rockhampton 12.4.67



Rockhampton




Townsville

25c stamp duty paid for copy of original

**Sixth Series
Handstamps**

Stamped Under Declaration



6 March 1967

Sixth Series

Handstamps

Townsville FINE PAID



Used 27 May 1967

Acknowledgements:

I would like to thank the following who opened their collections for this study.

Government Institutions: Queensland Government Printer : Queensland Museum : Queensland State Archives
N Rolfe for the 2c, 3c & 40c on page 30



Bibliography:

"ozrevenues.com" 1996 Dave Elsmore RSRM APR

Footnote:

In the authors 1988 publication "*Queensland Revenue Proofs*" 'ISBN 0 9588647 3 X' the dates within were supplied by the Government Printer at the time. This updated work corrects proof printing dates that now differ from the authors original publication

Other works in this series:

- "The 1966 Queensland Queen Elizabeth II Adhesive Duty Stamps" 2024 Dave Elsmore RSRM APR
- "The 1939 Queensland King George VI Impressed Duty Stamps" 2023 Dave Elsmore RSRM APR
- "The 1938 Queensland King George VI Adhesive Duty Stamps" 2023 Dave Elsmore RSRM APR
- "The 1916 Queensland King George V Impressed Duty Stamps" 2023 Dave Elsmore RSRM APR
- "The 1916 Queensland King George V Adhesive Duty Stamps" 2023 Dave Elsmore RSRM APR
- "The 1901 Queensland King Edward VII Impressed Duty Stamps" 2022 Dave Elsmore RSRM APR
- "The 1901 Queensland King Edward VII Duty Stamp Adhesives" 2020 Dave Elsmore RSRM APR
- "The 1895 Queensland Queen Victoria Impressed Duty Stamps" 2021 Dave Elsmore RSRM APR & Andrew Mortlock FBSAP FRPSL
- "The 1892 Duty Stamps of Queensland" 2019 Dave Elsmore RSRM APR
- "The 1878 & 1900 1d Stamp Duty of Queensland" 2019 Dave Elsmore RSRM APR
- "The 1871-79 Lithographed Stamp Duty Adhesives of Queensland" 2019 Dave Elsmore RSRM APR
- "The 1866-71 Lithographed Stamp Duty Adhesives of Queensland" 2016 Dave Elsmore RSRM APR
- "The 1866 Queen Victoria Colourless Impressed Duty Stamps" 2021 Dave Elsmore RSRM APR
- "Private Revenue Perfins of Australia" 2011 Dave Elsmore RSRM APR, David Coath
- "Australia and New Zealand Revenue and Railway Fee Stamp Catalogue" 2008 Dave Elsmore RSRM APR
- "The Impressed Duty Stamps of Victoria" 2006 Dave Elsmore RSRM APR, David Smith FAP
- "Queensland Postal Notes 1880-1966" 2004 Dave Elsmore RSRM APR
- "Local Carrier Stamps of Thomas Bryce & Co Brisbane" 1996 Dave Elsmore RSRM APR
- "Queensland Revenue Proofs" 1988 Dave Elsmore RSRM APR
- "Queensland Railway Parcel Stamps" 1987 Dave Elsmore RSRM APR

Latest Update 31 March 2024

Issue Date 1 April 2024

STAMP ACT 1894

There were many amendments to the 1894 Act prior to and after the below two



Stamp Act, 1894, 58 Vic. No. 8

Amended by

- 1 **Decimal Currency Act of 1965, No. 61, s. 10, First Schedule**
- 2 **Stamp Acts and Another Act Amendment Act of 1966, No. 15**
- Stamp Acts Amendment Act of 1968, No. 11**

With many subsequent amendments

Snippets

Commissioners of Stamp Duty: 1960-67 R. Miller : 1967-69 E. Ferguson : 1967-69
J. Bruce : N. Seeney 1969-86 : 1987-91 V. Taaffe : 1991-94 H. Smerdon

21 December 1972 The Stamp Act 1894-1971 Qld converted from
imperial to metric system - *Metric Conversion Act 1972*

Stamp Duty Revenue for year to June
1973 \$63,293,706

1976 Staff totals including Townsville
& Rockhampton was 295

4 May 1979 Stamp Duty on transfer of shares no
longer to be denoted by adhesive duty stamps

Cairns stamp duty branch officially
opened 19 August 1982 with 13 staff

Over time, changes in both commercial practices and
legislation have seen the duty on instruments abolished.
The last such instruments were bills of exchange
[cheques] and promissory notes on 1 January 1994

On this day 28 June 1994 300 years ago the first
stamp duty statute in England commenced

On this day 23 October 1994 Centenary
of Queensland - *Stamp Act 1894*

Snippets

Bohm
1/24/66
2/1/66

OLD CURRENCY STOCK HELD IN SECURITY DEPT.

FEBRUARY, 1966.


Railway Parcel Stamps	12209 sheets in stock.
Impressed Duty Stamps	14962 " " "
Adhesive Duty Stamps	3403 " " "
Cattle Sale Duty Stamps	854 " " "
Swine Sale Duty Stamps	6303 " " "

BETTING TICKETS

700000 Numbered Tickets 1d. in stock.	Job No. 64430.
400000 Unnumbered " 1d. " "	" " "


Snippets

Per Favour Adjudication Cancel



The author was permitted to take a few cancels of the Commissioners Adjudication Cancel

Snippets



Snippets

Government Printing Office Staff Memo

Government Printers [in house] news postcard. In this case an upcoming sports day to be held at the school of arts Southport.

Addressed to 'Ye Caxtonian' pertaining to William Caxton, the printer [1422-91]



Re 'MY STAMP': Government Printer Cypher held by each of the two 'Devils' on the front of the Government Printing Office

Snippets

Queensland's First Badge



A Queens head upon a Hurt [blue roundel], bordered Argent, a representation of the head of Queen Victoria facing to the sinister and wearing a diadem